

# Certification of QQI awards – Statistics 2018

## OVERVIEW



**390** training providers (down 5% from 2017)



**135,135** learners

- 126,863 in FET (down 20% from 2017)
- 8,384 in HET (up 1.5% from 2017)



**226,105** awards were made (down 13% from 2017)

- 217,685 in FET, 96% of all awards made (down 13% from 2017)
- 8,420 in HET, 4% of all awards made (up 2% from 2017)

NQF Level 5 accounted for the largest number of awards achieved (i.e. 55% of all awards achieved, were made at this level)



**11,504** learners received more than one award covering several NFQ levels.

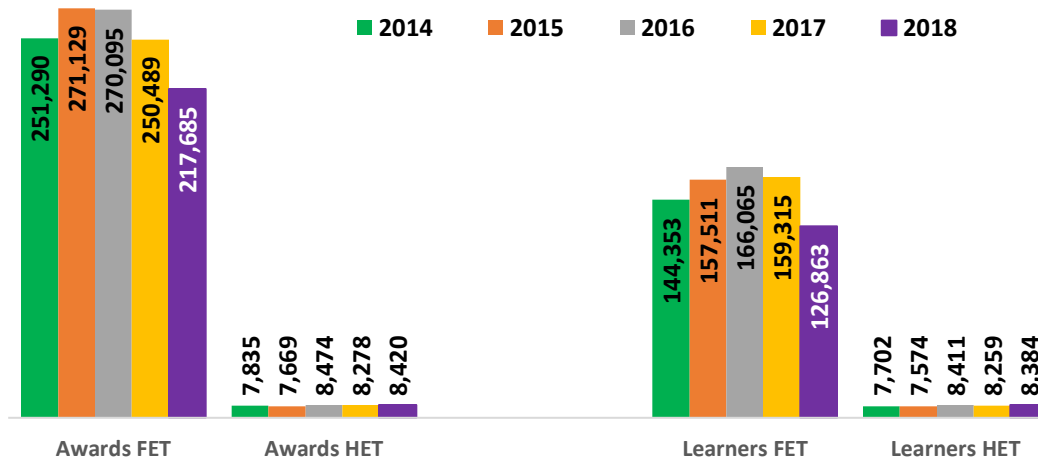
**122** learners received both FET and HET awards, suggesting that learners are progressing or moving from FET to HET or vice versa.

This indicates that the Common Award Systems is flexible and allows learners to build their own learning pathways to meet their needs.

[Download data and table 1](#)

## TRENDS 2014-2018

The number of learners in FET has steadily declined since peaked in 2016 by about 20%. The number of HET learners has declined since peaked in 2016 but at lower rate (by about 0.3%) and experienced an increase of 1.5% between 2017 and 2018.



[Download data and table 2](#)

## Number of awards by NFQ Levels and type

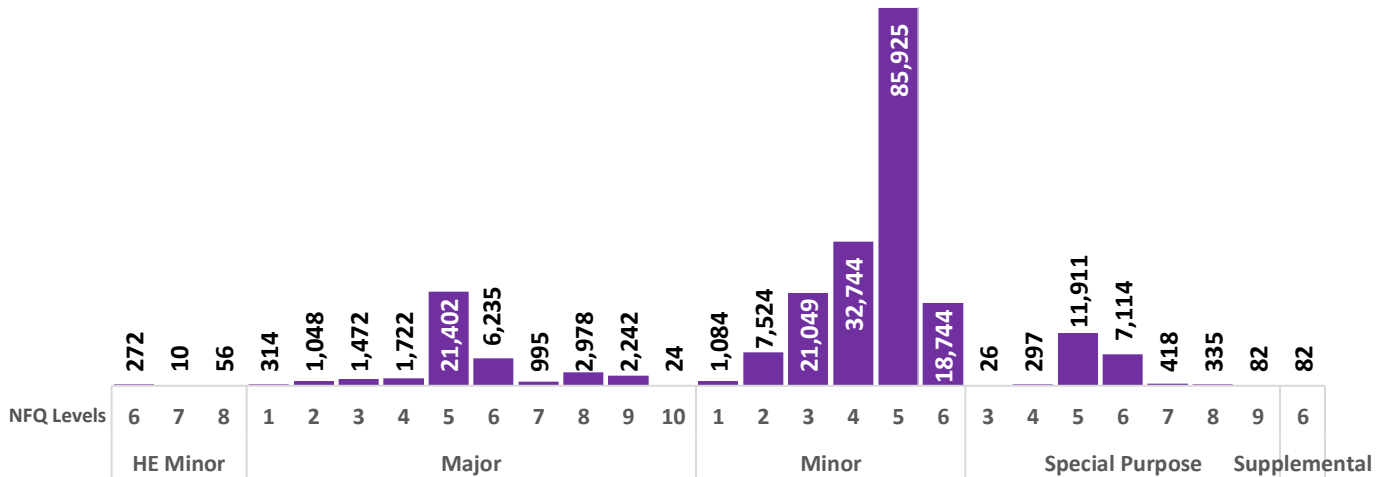


**167,070** or 73% of all awards made in 2018 were **Minor awards** (15% down from 2017); mostly at NQF Level 5. **338** Minor awards were made in the higher education sector (52% up from 2017).

**38,432** or 17% were Major awards (down 4% from 2017) mostly at Level 5.

The number of **Special Purpose** awards made were 20,183 (down 6% from 2017), mostly in NQF Levels 5 and 6.

The number of **Supplemental** awards made were 82, all at NQF Level 6 (44% up from 2017).



[Download data and table 3](#)

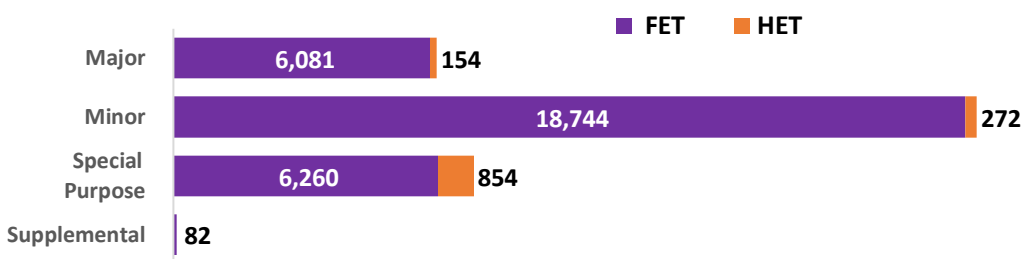
### NQF Level 6 by award type and education and training sector



NQF level 6 is at the crossroads between FET, HET and general education and can be obtained by both FET and HET learners. It plays an important role in providing access to employment, career advancement, upskilling, further learning and progression.

**31,167** awards were achieved by **FET learners at NQF Level 6** in 2018, mostly Minor awards (18,744 or 60% all awards made at Level 6 in the FET sector).

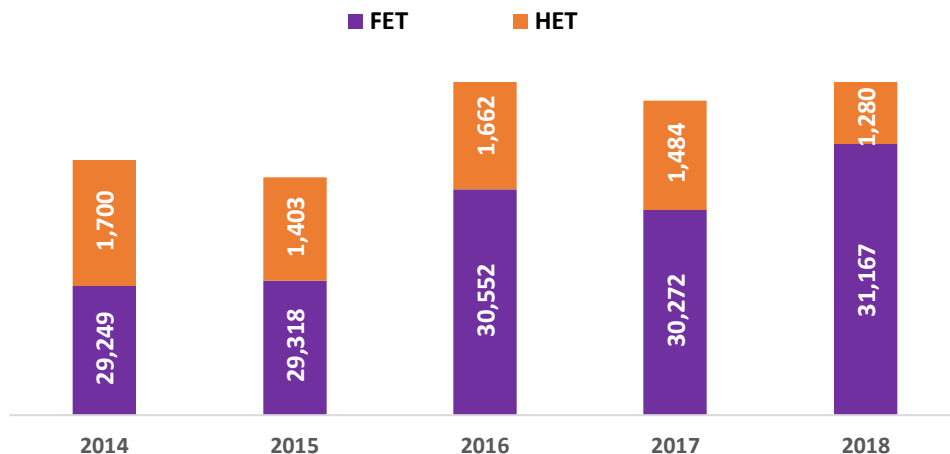
**1,280** awards were achieved by **HET learners at NQF Level 6**. No Supplemental Awards were made in the HET sector at Level 6.



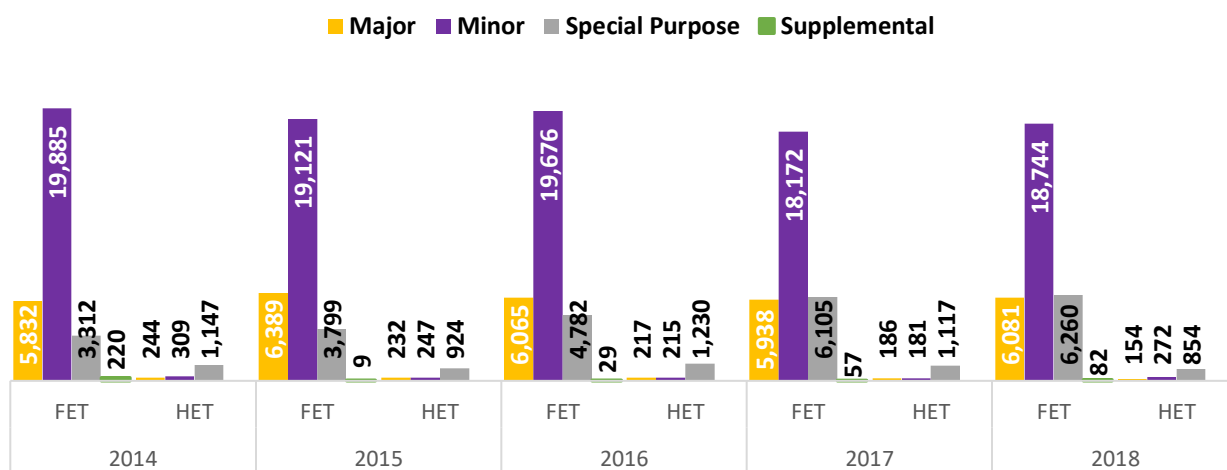
### TRENDS 2014-2018

Although the total number of awards made in the FET sector have declined over the years, the number of awards made at NQF Level 6 in the FET sector have increased by 7% between 2014-2018 and peaked in 2018.

In the HET sector, awards made at this level declined by 27% between 2014 and 2018. The decline was significant in 2018.



At Level 6, only the number of Minor awards in the FET sector and Major and Special awards in the HET sector declined between 2014-2018.



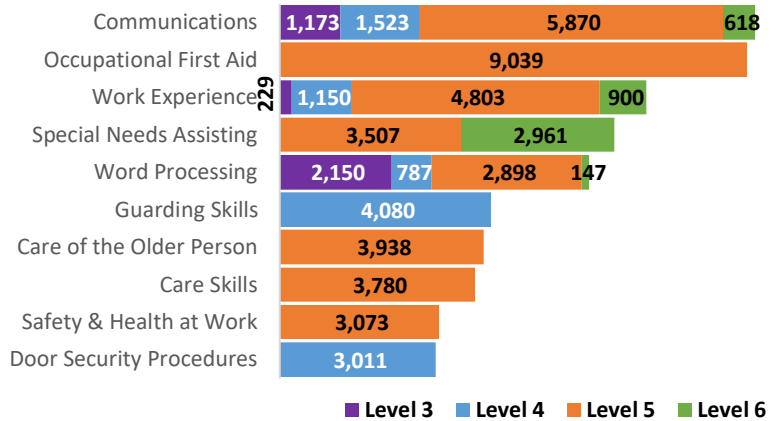
[Download data and table 4](#)

### Top-10 awards by type and NFQ Levels



**55,637** or 33% of all **Minors awards** made in 2018 were in top-10 awards, mainly at NFQ Level 5. These top-10 awards were the same in 2017, with the exception of 'Information Technology Skills' which is no longer in the top-10 group being replaced by 'Door Security' in 2018.

Top-10 MINOR AWARDS	
Communications	9,184
Occupational First Aid*	9,039
Work Experience	7,082
Special Needs Assisting	6,468
Word Processing	5,982
Guarding Skills	4,080
Care of the Older Person	3,938
Care Skills	3,780
Safety & Health at Work	3,073
Door Security Procedures	3,011
<b>TOTAL</b>	<b>55,637</b>

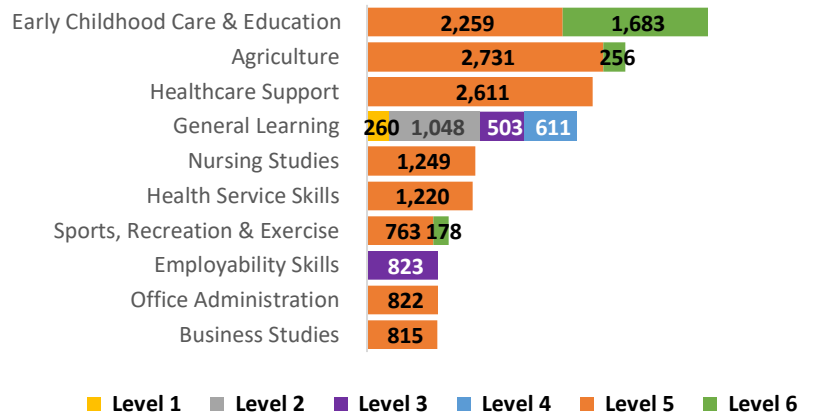


\*'Occupational First Aid' award will disappear in 2020 as no longer meets the statutory requirement set by the Health and Safety Authority. This explains the significant decrease in the number of awards made in 2018 in comparison to 2017.



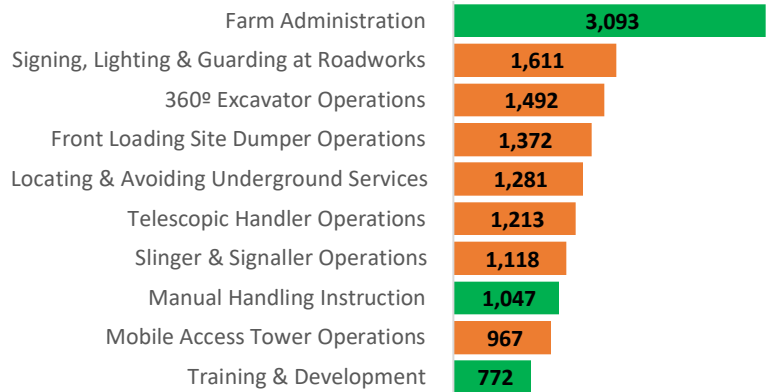
**17,832** or 46% of all **Major awards** made in 2018 were in top-10 awards, mainly at NFQ Level 5. These top-10 awards were the same in 2017, however in 2017 the top-10 represent 51% all Major awards (20,315).

Top-10 MAJOR AWARDS	
Early Childhood Care & Education	3,942
Agriculture	2,987
Healthcare Support	2,611
General Learning	2,422
Nursing Studies	1,249
Health Service Skills	1,220
Sports, Recreation & Exercise	941
Employability Skills	823
Office Administration	822
Business Studies	815
<b>TOTAL</b>	<b>17,832</b>



**13,966** or 69% of all **Special Purpose awards** made in 2018 were in top-10 awards; all at NFQ Levels 5 and 6. No change occurred between 2017 and 2018 in relation to these awards.

Top-10 SPECIAL PURPOSE	
Farm Administration	3,093
Signing, Lighting and Guarding at	1,611
360° Excavator Operations	1,492
Front Loading Site Dumper	1,372
Locating & Avoiding Underground	1,281
Telescopic Handler Operations	1,213
Slinger & Signaller Operations	1,118
Manual Handling Instruction	1,047
Mobile Access Tower Operations	967
Training & Development	772
<b>TOTAL</b>	<b>13,966</b>



■ Level 5 ■ Level 6

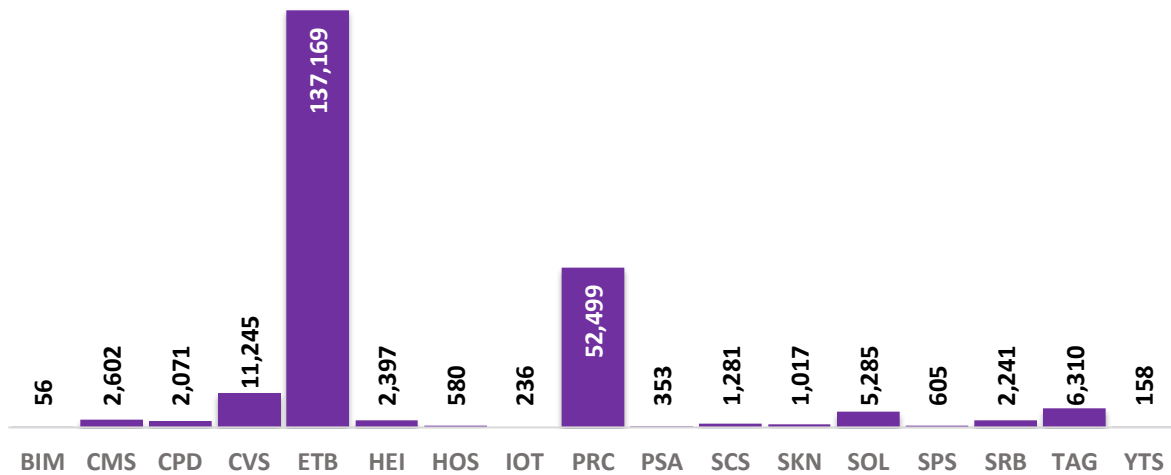
These top-10 Minor, Major and Special Purpose awards have reminded constantly the most popular awards over the years.

### Number of awards made by type of training providers



**137,169** awards were made by the 16 Education and Training Boards (ETBs) in 2018 (down 10% from 2017); i.e. 60% of all awards made at NQF Levels 1-6. More than half of the awards made by the ETBs were at Level 5 (77,279 awards).

**155** private education and training providers (PRC) issued **52,499** awards at NQF Levels 1-9 (down 21% from 2017). The largest number were made at Level 5 (i.e. 25,757 or almost 50% of all awards made by private providers).

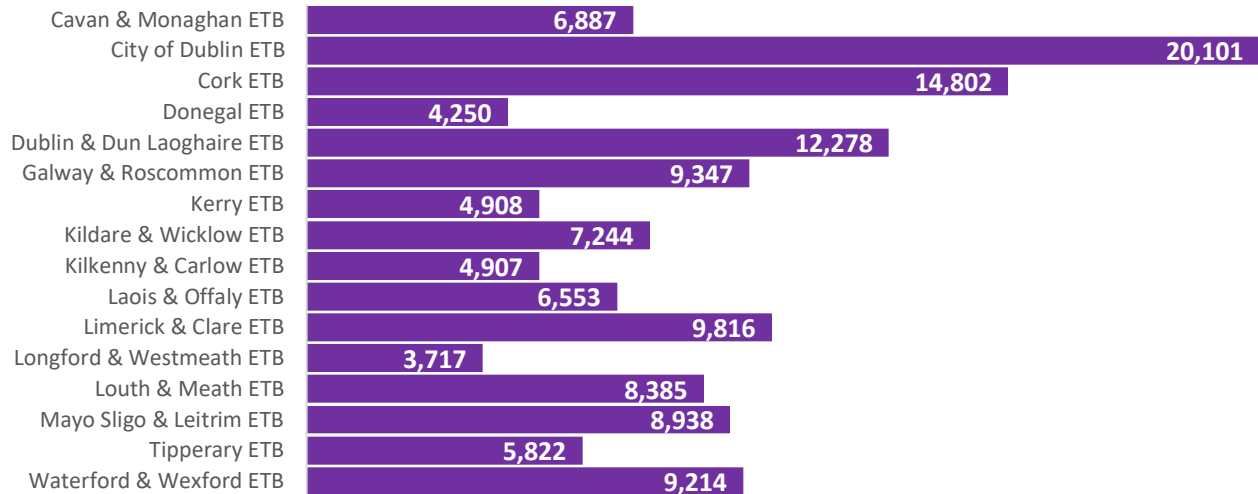


[Download data and table 5a and 5b](#)

### Awards made by the Education and Training Boards (ETBs)



**20,101** awards were made by City of Dublin ETB (15% of the all awards made by the ETBs); followed by Cork ETB (14,802 awards or 11%; ) and Dublin & Dun Laoghaire (12,278 or 9%)



[Download data and table 6](#)

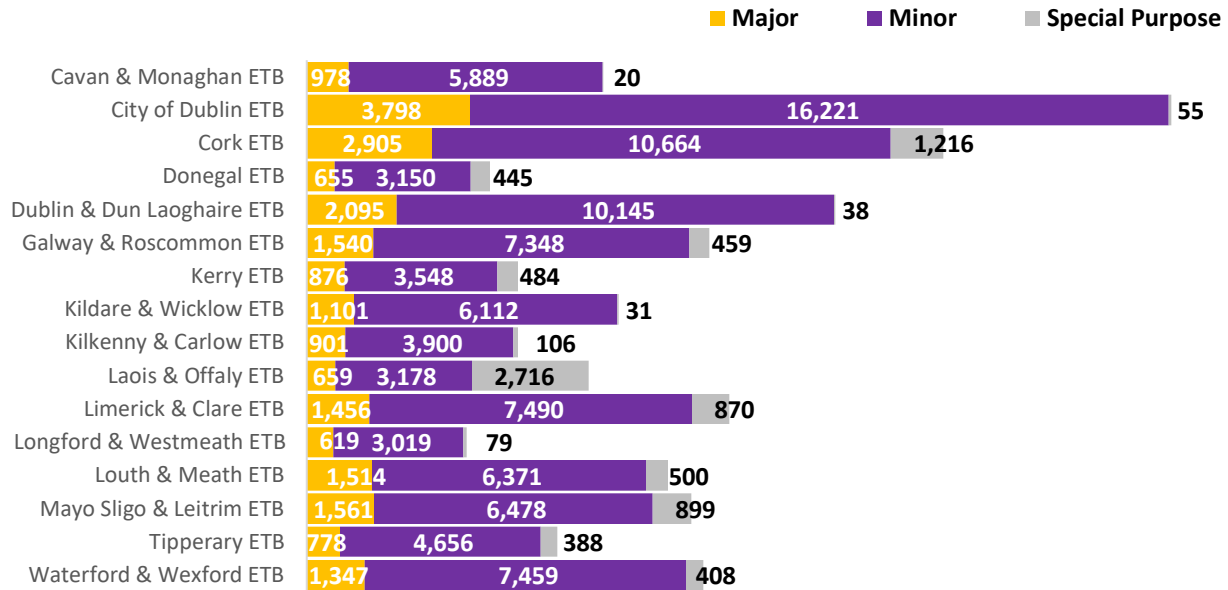
Only Cavan & Monaghan (up 2% from 2017), Laois & Offaly (up 13% from 2017), Mayo Sligo & Leitrim (up 9% from 2017) and Tipperary ETBs (up 11% from 2017) made more awards in 2018 than in 2017.



The 16 ETBs made in 2018: **105,628** Minor awards (down 11% from 2017); **22,783** Major awards (down 8% from 2017); **8,714** Special Purpose awards (1% up from 2017) and **44** Supplemental awards (up more 300% from 2017).

All ETBs issued more Minor than Major or Special Purpose awards.

Only 44 Supplemental awards were made by the ETBs: 27 by City of Dublin ETB; and 17 by Cork ETB (all these awards were made on 'Domestic Gas Safety' at Level 6). This is a significant increase from 2017 when only 10 Supplemental awards were made by the ETBs.



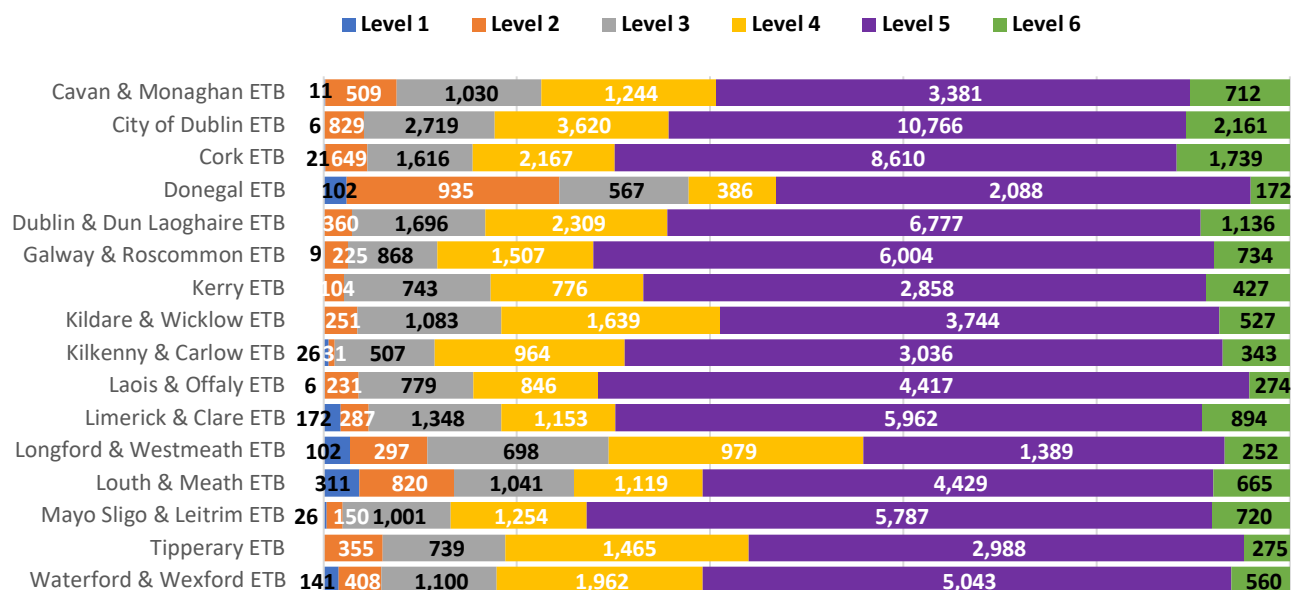
[Download data and table 7](#)



**77,279** (56%) or most of the awards made by the ETBs were at NQF Level 5 (down 10% from 2017). **23,390** (17%) awards were made at Level 4 (down 15% from 2017); followed by Level 3: **17,535** (13%, down 14% from 2017).



All ETBs made more awards at Level 5 than at any other NQF Levels; and all made more awards at Level 4 than at Levels 1, 2, 3 or 6; except Donegal ETB, which made more awards all level 2 and 3 than at 4; and Limerick & Clare ETB, which made more awards at level 3 than at 4.



[Download data and table 8a and 8b](#)

### Number of learners by gender, NQF levels and type of award



[Download data and table 9](#)



**69,653** learners achieving awards were female in 2018. 121,474 awards were achieved by these female learners covering all NQF levels.

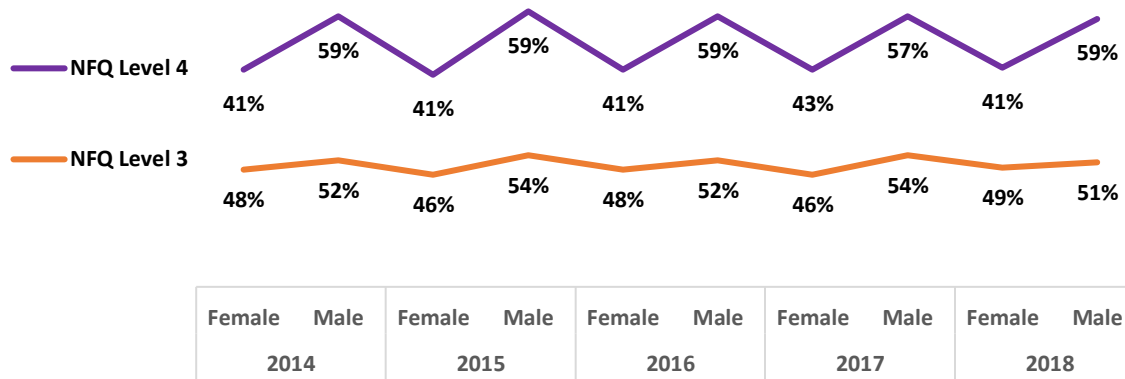


**65,482** learners achieving awards were male in 2017. 104,631 awards were achieved by these male learners.

### TRENDS 2014-2018

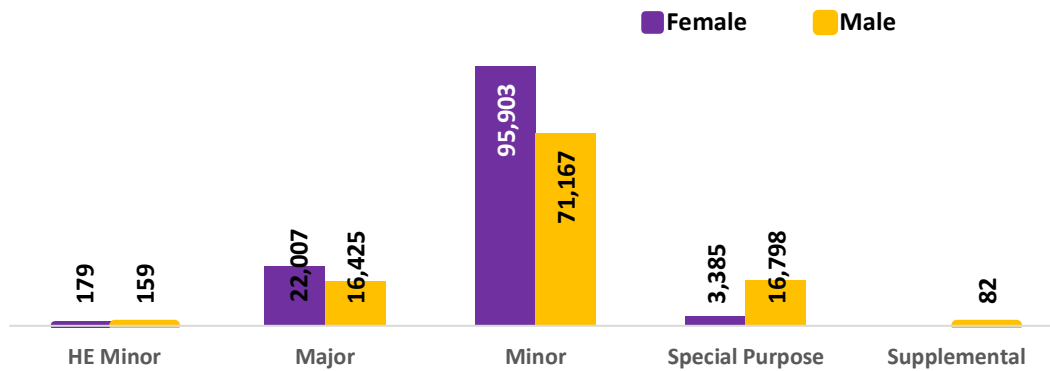
As per previous years, in 2018 more female than male learners achieved awards at all NQF levels; except for levels 3 and 4. Particularly at level 4, over years the number of awards achieved are higher for male than for female learners; but at level 3, the gap between female and male decreased in 2018.





[Download data and table 10](#)

More male than female learners achieved *Special Purpose* awards in 2018. Only this type of award together with *Supplemental awards*, were achieved by more male than by female learners. No female learner received a Supplemental award.

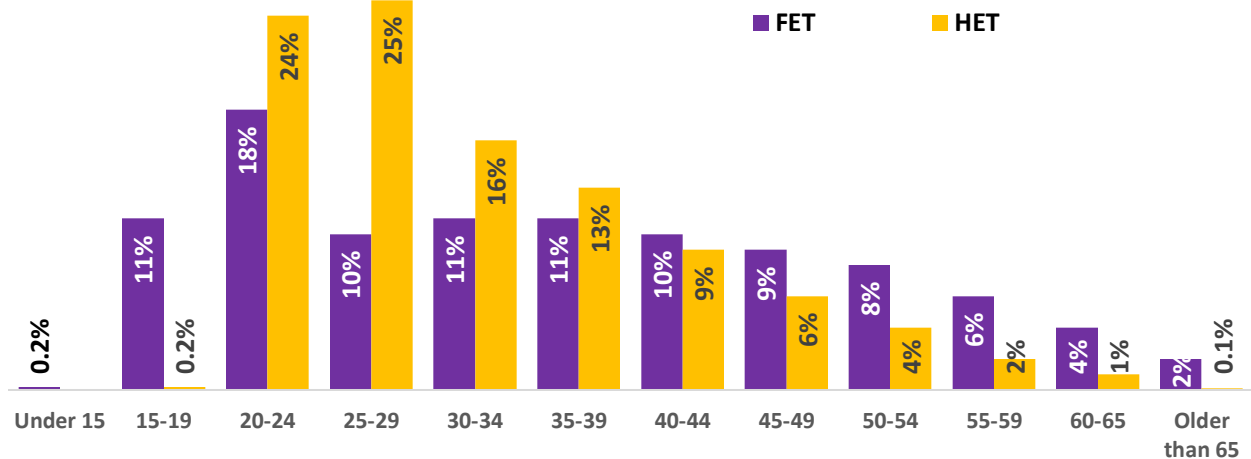


[Download data and table 11](#)

### Number of awards by age group



Most of the awards issued to learners in the FET sector were in the 20-24 age band (18%). In the HET sector, most of the awards made to learners were in the 25-29 (25%) and 20-24 (24%) age bands.



[Download data and table 12](#)

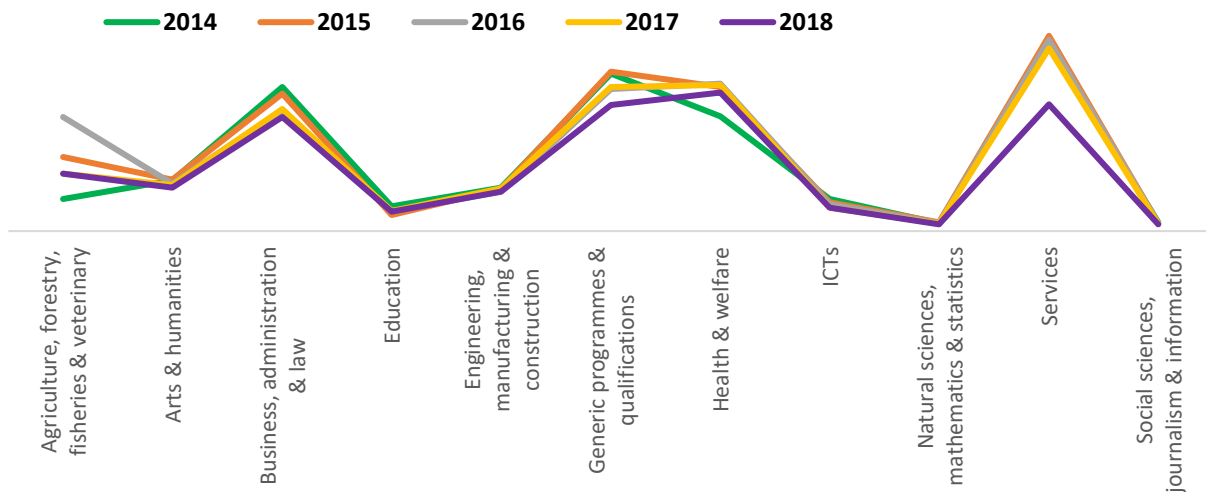
### Number of awards by Fields of Learning (ISCED)



Awards were made at all eleven broad fields of learning (ISCED) in 2018. Business administration & law, Generic programmes & qualifications, Health & welfare and Service were the top fields accounting for 72% all awards made.

### TRENDS 2014-2018

Since 2014, these top-4 have reminded most popular fields and on average accounted for 75% of all awards made.

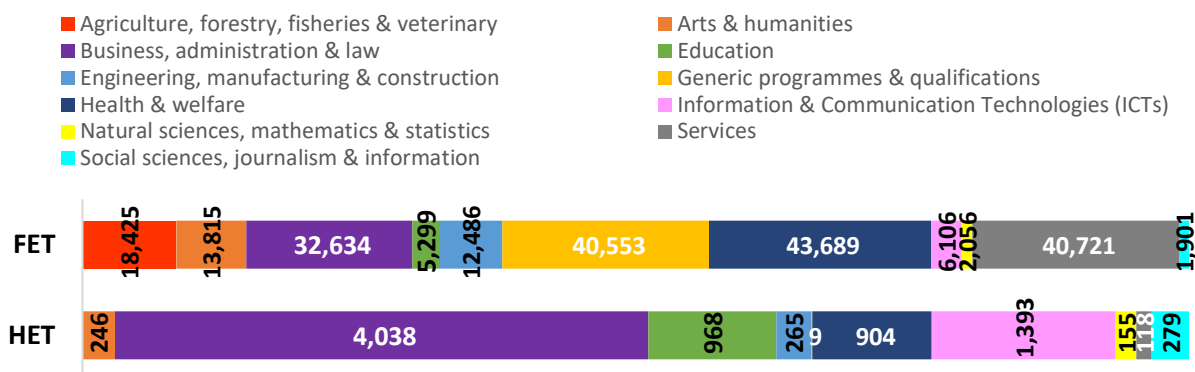


[Download data and table 13](#)

**In FET: 157,597 or 72%** of all awards made in 2018 were in Health & welfare, Service, Generic programmes & qualifications and Business administration & law. Health & welfare accounted for the largest number of awards made in FET (20% all of awards made in FET).

**In HET: 7,303 or 84%** of all awards made in 2018 were in Business administration & law, ICTs, Education and Health & welfare. Business administration & law accounted for the largest number of awards made in HET (48% all of awards made in HET).

No significant change has occurred since 2014.



[Download data and table 14](#)

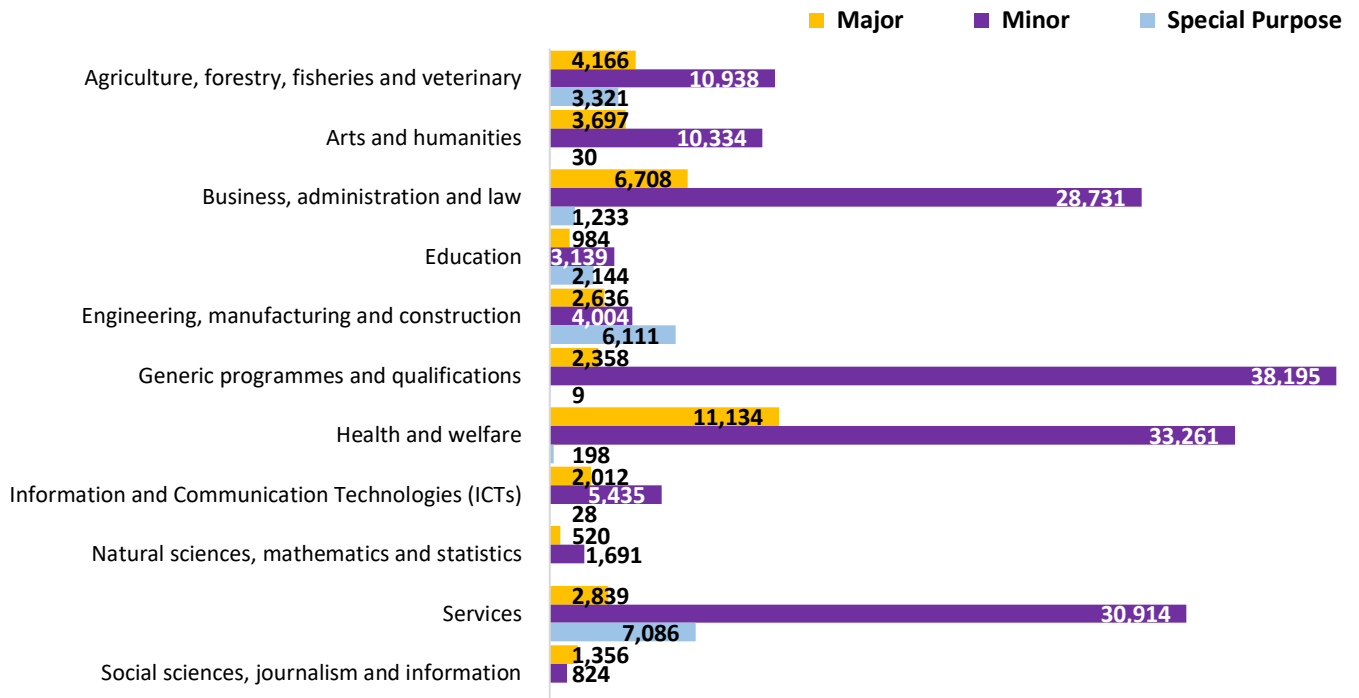


In all broad fields of learning (ISCED), more Minor than Major or Special Purpose awards were achieved in 2018; except for Engineering, manufacturing & construction where more Special purpose than Minor awards were achieved.

**38,195** or the largest group of **Minor awards** were made in the field of Generic programmes and qualifications (19% all Minor awards were made in this field in 2018). The second largest group of Minor awards were made in the field of Healthcare & Welfare (33,261 awards), followed by Service (30,914 awards).

**11,134** or the largest number of **Major awards** were made in the field of Health and welfare; followed by Business administration & law (6,708 awards) and Agriculture, forestry, fisheries & veterinary (4,166 awards).

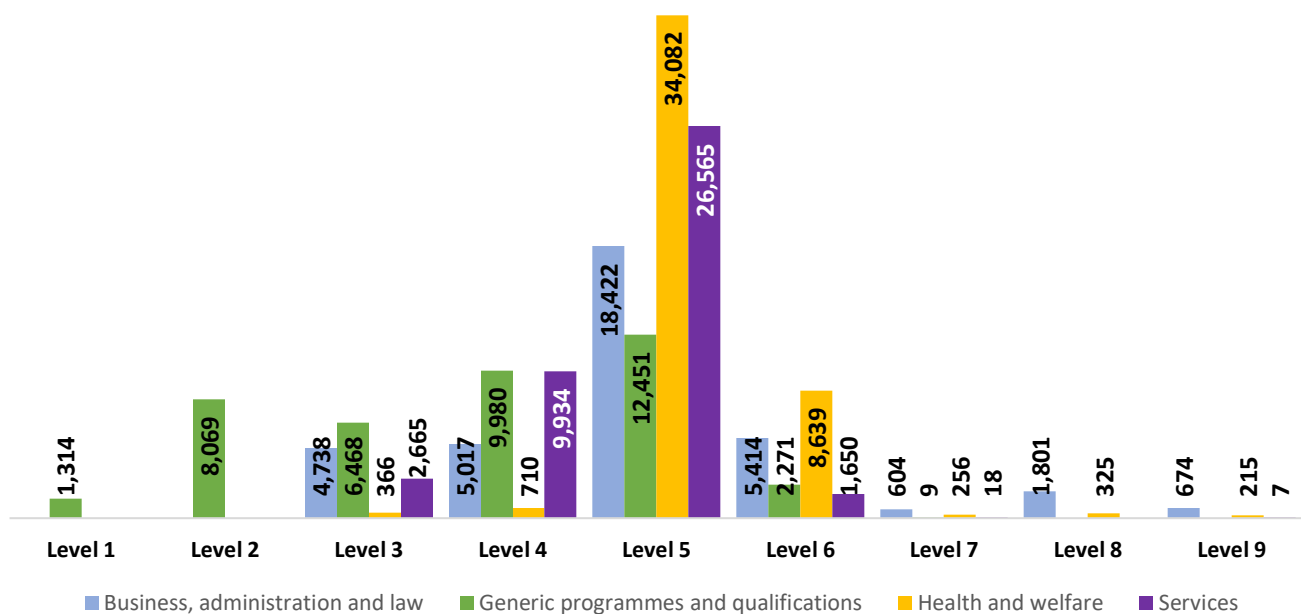
**7,086** or the largest number of **Special Purpose** awards were made in the field of Service; followed by Engineering, manufacturing & construction (6,111 awards) and Agriculture, forestry, fisheries & veterinary (3,321 awards).



[Download data and table 15](#)

### Number of awards made by the 4-top Fields of Learning (ISCED) and NQF Levels\*

**91,520** or most of the awards made in the top-4 Fields of Learning were at Level 5. These 4 fields of learning have remained top over the years and on average represent 70% of all awards made.



[Download data and table 16](#)

\*24 awards were made at Level 10: 2 in Business, administration & law were and 22 Unclassified. These are not included in this analysis.

## BACKGROUND INFORMATION AND TABLES

**Table 1 – Number of awards and learners by NFQ Levels in 2018 vs 2017**

NFQ Levels	Number of awards 2018	Number of awards 2017	Number of learners 2018	Number of learners 2017
Level 1	1,398	1,400	1,015	1,020
Level 2	8,572	8,893	5,385	5,343
Level 3	22,547	25,650	14,277	15,383
Level 4	34,763	36,849	19,660	20,581
Level 5	119,238	147,425	73,737	94,148
Level 6	31,167	30,272	24,286	22,840
<b>FET</b>	<b>217,685</b>	<b>250,484</b>	<b>138,360</b>	<b>159,315</b>
Level 6	1,280	1,484	1,276	1,469
Level 7	1,423	1,367	1,419	1,367
Level 8	3,369	3,340	3,363	3,336
Level 9	2,324	2,059	2,319	2,059
Level 10	24	28	24	28
<b>HET</b>	<b>8,420</b>	<b>8,278</b>	<b>8,401</b>	<b>8,259</b>
<b>TOTAL</b>	<b>226,105</b>	<b>258,767</b>	<b>146,761</b>	<b>167,565</b>

**Table 2 – Number of awards and learners by NFQ Levels 2014 - 2018**

	2014	2015	2016	2017	2018
<b>TOTAL Awards</b>	<b>259,125</b>	<b>278,798</b>	<b>278,569</b>	<b>258,767</b>	<b>226,105</b>
FET	251,290	271,129	270,095	250,489	217,685
HET	7,835	7,669	8,474	8,278	8,420
<b>TOTAL Learners</b>	<b>151,869</b>	<b>164,905</b>	<b>174,281</b>	<b>155,329</b>	<b>135,135</b>
FET	144,353	157,511	166,065	159,315	126,863
HET	7,702	7,574	8,411	8,259	8,384

**Table 3 – Number of awards by NFQ Levels and type in 2018 vs 2017**

Type of award and NFQ Levels	Numbers of awards achieved in 2018	Numbers of awards achieved in 2017
<b>HE MINOR</b>	<b>338</b>	<b>223</b>
Level 6	272	181
Level 7	10	24
Level 8	56	16
Level 9	--	2
<b>MAJOR</b>	<b>38,432</b>	<b>40,120</b>
Level 1	314	372
Level 2	1,048	1,141
Level 3	1,472	1,783
Level 4	1,722	2,072
Level 5	21,402	22,940
Level 6	6,235	6,124
Level 7	995	844
Level 8	2,978	2,846
Level 9	2,242	1,970
Level 10	24	28
<b>MINOR</b>	<b>167,070</b>	<b>196,992</b>

Level 1	1,084	1,028
Level 2	7,524	7,752
Level 3	21,049	23,857
Level 4	32,744	34,364
Level 5	85,925	111,819
Level 6	18,744	18,172
<b>SPECIAL PURPOSE</b>	<b>20,183</b>	<b>21,375</b>
Level 3	26	10
Level 4	297	413
Level 5	11,911	12,666
Level 6	7,114	7,222
Level 7	418	499
Level 8	335	478
Level 9	82	87
<b>SUPPLEMENTAL</b>	<b>82</b>	<b>57</b>
Level 6	82	57
<b>TOTAL</b>	<b>226,105</b>	<b>258,767</b>

**Table 4 – Number of awards made at NQF Level 6 by type in 2018**

Type of award NFQ Level 6	2014		2015		2016		2017		2018	
	FET	HET	FET	HET	FET	HET	FET	HET	FET	HET
Major	5,832	244	6,389	232	6,065	217	5,938	186	6,081	154
Minor	19,885	309	19,121	247	19,676	215	18,172	181	18,744	272
Special Purpose	3,312	1,147	3,799	924	4,782	1,230	6,105	1,117	6,260	854
Supplemental	220	-	9	-	29	-	57	-	82	-
<b>TOTAL</b>	<b>29,249</b>	<b>1,700</b>	<b>29,318</b>	<b>1,403</b>	<b>30,552</b>	<b>1,662</b>	<b>30,272</b>	<b>1,484</b>	<b>31,167</b>	<b>1,280</b>

**Table 5a – Number of awards made by Providers in 2018**

PROVIDER TYPE	PROVIDER TYPE CODE	NUMBER OF AWARDS MADE 2018	NUMBERS 2018	NUMBER OF AWARDS MADE 2017	NUMBERS 2017
BIM Training	BIM	56	1	52	1
Community / Comprehensive School Training for People with Disabilities	CMS	2,602	19	2,486	20
Community / Voluntary Sector Organisation	CPD	2,071	21	1,877	21
Employer / Work Based Learning	CVS	11,245	98	13,092	104
Education and Training Board	EMP	-	-	48	1
Higher Education Institutions	ETB	137,169	16	152,642	16
Hospital CNE	HEI	2,397	3	2,779	3
Institutes of Technology, National College of Ireland and Carlow College.	HOS	580	15	730	14
Private Provider	IOT	236	11	683	11
Public Service Agency	PRC	52,499	155	66,455	164
Voluntary Secondary School	PSA	353	3	770	4
Skillnet	SCS	1,281	16	1,364	17
Solas Training	SKN	1,017	5	2,400	16
Special School people with Special Needs	SOL	5,285	3	5,424	1
Sectoral Representative Body	SPS	605	15	487	15
Teagasc Training	SRB	2,241	9	1,954	8
	TAG	6,310	1	5,439	1

Youth Service	YTS	158	2	85	3
<b>TOTAL Awards made</b>		<b>226,105</b>		258,767	

**Table 5b – Number of awards made by Providers and NFQ Levels in 2018**

PROVIDER TYPE	NUMBERS OF AWARDS MADE BY NFQ LEVELS										TOTAL
	Level 1	Level 2	Level 3	Level 4	Level 5	Level 6	Level 7	Level 8	Level 9	Level 10	
BIM					50	6					56
CMS			7	18	1,991	586					2,602
CPD	229	530	1,093	38	118	63					2,071
CVS	133	1,255	1,995	1,615	4,800	1,447					11,245
ETB	933	6,441	17,535	23,390	77,279	11,591					137,169
HEI					151	209	174	1,287	576		2,397
HOS					462	33		85			580
IOT			12		62	135			3	24	236
PRC	3	192	1,437	7,909	25,757	12,210	1,249	1,997	1,745		52,499
PSA					199	154					353
SCS	36	13	30	46	879	277					1,281
SKN					886	131					1,017
SOL					3,361	1,924					5,285
SPS	64	141	398	2							605
SRB				1,689	306	246					2,241
TAG					2,875	3,435					6,310
YTS			40	56	62						158
<b>TOTAL</b>	<b>1,398</b>	<b>8,572</b>	<b>22,547</b>	<b>34,763</b>	<b>119,238</b>	<b>32,447</b>	<b>1,423</b>	<b>3,369</b>	<b>2,324</b>	<b>24</b>	<b>226,105</b>

**Table 6 – Awards made by the ETBs in 2018 vs 2017**

EDUCATION AND TRAINING BOARD	2018	2017
Cavan & Monaghan ETB	6,887	6,762
City of Dublin ETB	20,101	23,725
Cork ETB	14,802	17,316
Donegal ETB	4,250	5,090
Dublin & Dun Laoghaire ETB	12,278	15,086
Galway & Roscommon ETB	9,347	9,812
Kerry ETB	4,908	5,264
Kildare & Wicklow ETB	7,244	8,370
Kilkenny & Carlow ETB	4,907	6,855
Laois & Offaly ETB	6,553	5,775
Limerick & Clare ETB	9,816	11,188
Longford & Westmeath ETB	3,717	4,533
Louth & Meath ETB	8,385	9,242
Mayo Sligo & Leitrim ETB	8,938	8,192
Tipperary ETB	5,822	5,233
Waterford & Wexford ETB	9,214	10,199
<b>TOTAL</b>	<b>137,169</b>	<b>152,642</b>

**Table 7 – Type of awards made by the ETBs in 2018**

EDUCATION AND TRAINING BOARD	AWARD TYPE				
	Major	Minor	Special Purpose	Supplemental	TOTAL
Cavan & Monaghan ETB	978	5,889	20		6,887
City of Dublin ETB	3,798	16,221	55	27	20,101
Cork ETB	2,905	10,664	1,216	17	14,802
Donegal ETB	655	3,150	445		4,250
Dublin & Dun Laoghaire ETB	2,095	10,145	38		12,278
Galway & Roscommon ETB	1,540	7,348	459		9,347
Kerry ETB	876	3,548	484		4,908
Kildare & Wicklow ETB	1,101	6,112	31		7,244
Kilkenny & Carlow ETB	901	3,900	106		4,907
Laois & Offaly ETB	659	3,178	2,716		6,553
Limerick & Clare ETB	1,456	7,490	870		9,816
Longford & Westmeath ETB	619	3,019	79		3,717
Louth & Meath ETB	1,514	6,371	500		8,385
Mayo Sligo & Leitrim ETB	1,561	6,478	899		8,938
Tipperary ETB	778	4,656	388		5,822
Waterford & Wexford ETB	1,347	7,459	408		9,214
<b>TOTAL</b>	<b>22,783</b>	<b>105,628</b>	<b>8,714</b>	<b>44</b>	<b>137,169</b>

**Table 8a – Number of awards made by ETBs by NQF Levels 2018 vs 2017**

Award by the ETBs by NQF Levels	2018	2017
Level 1	933	1,030
Level 2	6,441	6,745
Level 3	17,535	20,340
Level 4	23,390	27,410
Level 5	77,279	85,554
Level 6	11,591	11,563
<b>TOTAL</b>	<b>137,169</b>	<b>152,642</b>

**Table 8b – Awards made by the ETBs by NFQ Levels in 2018**

EDUCATION AND TRAINING BOARD	AWARD NFQ LEVELS						TOTAL
	Level 1	Level 2	Level 3	Level 4	Level 5	Level 6	
Cavan & Monaghan ETB	11	509	1,030	1,244	3,381	712	6,887
City of Dublin ETB	6	829	2,719	3,620	10,766	2,161	20,101
Cork ETB	21	649	1,616	2,167	8,610	1,739	14,802
Donegal ETB	102	935	567	386	2,088	172	4,250
Dublin & Dun Laoghaire ETB		360	1,696	2,309	6,777	1,136	12,278
Galway & Roscommon ETB	9	225	868	1,507	6,004	734	9,347
Kerry ETB		104	743	776	2,858	427	4,908
Kildare & Wicklow ETB		251	1,083	1,639	3,744	527	7,244



Kilkenny & Carlow ETB	26	31	507	964	3,036	343	4,907
Laois & Offaly ETB	6	231	779	846	4,417	274	6,553
Limerick & Clare ETB	172	287	1,348	1,153	5,962	894	9,816
Longford & Westmeath ETB	102	297	698	979	1,389	252	3,717
Louth & Meath ETB	311	820	1,041	1,119	4,429	665	8,385
Mayo Sligo & Leitrim ETB	26	150	1,001	1,254	5,787	720	8,938
Tipperary ETB		355	739	1,465	2,988	275	5,822
Waterford & Wexford ETB	141	408	1,100	1,962	5,043	560	9,214
<b>TOTAL</b>	<b>933</b>	<b>6,441</b>	<b>17,535</b>	<b>23,390</b>	<b>77,279</b>	<b>11,591</b>	<b>137,169</b>

**Table 9 – Number of awards by gender and NFQ Levels in 2018**

GENDER	NFQ LEVELS										
	Level 1	Level 2	Level 3	Level 4	Level 5	Level 6	Level 7	Level 8	Level 9	Level 10	TOTAL
Female	777	4,343	11,051	14,146	68,397	18,785	784	1,861	1,316	14	121,474
Male	621	4,229	11,496	20,617	50,841	13,662	639	1,508	1,008	10	104,631
<b>TOTAL</b>	<b>1,398</b>	<b>8,572</b>	<b>22,547</b>	<b>34,763</b>	<b>119,238</b>	<b>32,447</b>	<b>1,423</b>	<b>3,369</b>	<b>2,324</b>	<b>24</b>	<b>226,105</b>

**Table 10 – Number of awards by gender and NFQ Levels 2014 - 2018**

NFQ Levels	2014		2015		2016		2017		2018	
	F	M	F	M	F	M	F	M	F	M
Level 1	599	681	516	491	733	770	765	635	777	621
Level 2	4,092	4,173	4,133	4,304	4,373	4,201	4,398	4,495	4,343	4,229
Level 3	16,424	18,693	14,294	16,571	12,533	13,620	12,132	13,518	11,051	11,496
Level 4	15,879	23,185	15,916	22,677	14,915	20,461	15,535	21,314	14,146	20,617
Level 5	78,491	59,824	85,171	77,738	84,096	83,841	82,604	64,821	68,397	50,841
Level 6	17,214	13,735	19,168	11,553	19,537	12,677	18,534	13,222	18,785	13,662
Level 7	619	567	630	643	721	665	753	614	784	639
Level 8	2,146	1,635	2,131	1,648	2,132	1,717	1,796	1,544	1,861	1,508
Level 9	583	547	568	628	883	672	1,192	867	1,316	1,008
Level 10	18	20	9	9	13	9	13	15	14	10
<b>TOTAL</b>	<b>136,065</b>	<b>123,060</b>	<b>142,536</b>	<b>136,262</b>	<b>139,936</b>	<b>138,633</b>	<b>137,722</b>	<b>121,045</b>	<b>121,474</b>	<b>104,631</b>

**Table 11 – Number of awards by gender and type of award in 2018**

TYPE OF AWARD	GENDER		
	Female	Male	TOTAL
HE Minor	179	159	338
Major	22,007	16,425	38,432
Minor	95,903	71,167	167,070
Special Purpose	3,385	16,798	20,183
Supplemental		82	82
<b>TOTAL</b>	<b>121,474</b>	<b>104,631</b>	<b>226,105</b>

**Table 12 – Number of awards made by Age Band in 2018**

AGE BAND	FET	HET
Under 15	342	10
15-19	23,239	20
20-24	38,763	2,063
25-29	22,855	2,095
30-34	23,244	1,383
35-39	24,649	1,081
40-44	22,875	728
45-49	20,377	539
50-54	16,484	311
55-59	13,213	132
60-65	8,455	44
Older than 65	3,189	14
<b>TOTAL</b>	<b>217,685</b>	<b>8,420</b>

**Table 13 – Number of awards by Fields of Learning (ISCED) 2014 - 2018**

Field of Learning (ISCED)	2014	2015	2016	2017	2018
Agriculture, forestry, fisheries & veterinary	10,435	23,858	36,727	18,587	18,425
Arts & humanities	16,396	16,639	15,261	14,806	14,061
Business, administration & law	46,374	44,163	38,880	39,286	36,672
Education	7,991	5,141	6,444	6,491	6,267
Engineering, manufacturing & construction	14,010	13,660	12,758	13,835	12,751
Generic programmes & qualifications	50,576	51,392	45,668	46,330	40,562
Health & welfare	37,045	46,312	47,423	46,996	44,593
ICTs	10,324	9,361	8,720	7,634	7,499
Natural sciences, mathematics & statistics	2,510	2,792	2,531	2,459	2,211
Services	60,417	62,848	61,556	58,815	40,839
Social sciences, journalism & information	2,741	2,490	2,496	2,289	2,180
UNCLASSIFIED	306	142	105	1,239	45
<b>TOTAL</b>	<b>259,125</b>	<b>278,798</b>	<b>278,569</b>	<b>258,767</b>	<b>226,105</b>

**Table 14 – Number of awards by Fields of Learning (ISCED), type and NFQ Levels in 2018**

Field of Learning (ISCED)	NFQ Levels										TOTAL
	Level 1	Level 2	Level 3	Level 4	Level 5	Level 6	Level 7	Level 8	Level 9	Level 10	
Agriculture, forestry, fisheries & veterinary	13	149	797	4,757	8,457	4,252					18,425
Arts & humanities	70	321	3,521	2,623	5,984	1,345	81	99	17		14,061
Business, administration & law			4,738	5,017	18,422	5,414	604	1,801	674	2	36,672
Education			146		219	4,938	45	79	840		6,267
Engineering, manufacturing & generic programmes & qualifications			820	947	7,643	3,081	252	7	1		12,751
Health & welfare	1,314	8,069	6,468	9,980	12,451	2,271	9				40,562
ICTs			366	710	34,082	8,639	256	325	215		44,593
Natural sciences, mathematics & services			3,009	353	2,239	543	107	860	388		7,499
Social sciences, journalism & UNCLASSIFIED	1	33	9	418	1,483	112	29		126		2,211
			2,665	9,934	26,565	1,650	18		7		40,839
			8	24	1,693	179	22	198	56		2,180
						23				22	45

Table 15 – Number of awards by Fields of Learning, type and NFQ Levels in 2018

Field of Learning (ISCED) and NFQ Level	Award type					TOTAL
	HE MINOR	MAJOR	MINOR	SPECIAL PURPOSE	SUPPLEMENTAL	
<b>Agriculture, forestry, fisheries &amp; veterinary</b>		<b>4,166</b>	<b>10,938</b>	<b>3,321</b>		<b>18,425</b>
Level 1			13			13
Level 2			149			149
Level 3			797			797
Level 4		193	4,564			4,757
Level 5		3,455	4,990	12		8,457
Level 6		518	425	3,309		4,252
<b>Arts and humanities</b>	<b>43</b>	<b>3,697</b>	<b>10,291</b>	<b>30</b>		<b>14,061</b>
Level 1			70			70
Level 2			321			321
Level 3		503	3,018			3,521
Level 4		611	2,012			2,623
Level 5		1,845	4,116	23		5,984
Level 6	42	542	754	7		1,345
Level 7		81				81
Level 8	1	98				99
Level 9		17				17
<b>Business, administration &amp; law</b>	<b>174</b>	<b>6,708</b>	<b>28,557</b>	<b>1,233</b>		<b>36,672</b>
Level 3		136	4,602			4,738
Level 4		455	4,562			5,017
Level 5		3,024	15,398			18,422
Level 6	164	564	3,995	691		5,414

Level 7	10	339		255		604
Level 8		1,579		222		1,801
Level 9		609		65		674
Level 10		2				2
<b>Education</b>	<b>3</b>	<b>984</b>	<b>3,136</b>	<b>2,144</b>		<b>6,267</b>
Level 3			146			146
Level 5		11	208			219
Level 6	1	28	2,782	2,127		4,938
Level 7		45				45
Level 8	2	77				79
Level 9		823		17		840
<b>Engineering, manufacturing &amp;</b>		<b>2,636</b>	<b>3,922</b>	<b>6,111</b>	<b>82</b>	<b>12,751</b>
Level 3		10	810			820
Level 4		14	752	181		947
Level 5		520	1,748	5,375		7,643
Level 6		1,971	612	416	82	3,081
Level 7		120		132		252
Level 8				7		7
Level 9		1				1
<b>Generic programmes &amp; qualifications</b>		<b>2,358</b>	<b>38,195</b>	<b>9</b>		<b>40,562</b>
Level 1		314	1,000			1,314
Level 2		1,048	7,021			8,069
Level 3		823	5,645			6,468
Level 4		173	9,807			9,980
Level 5			12,451			12,451
Level 6			2,271			2,271
Level 7				9		9
<b>Health &amp; welfare</b>	<b>12</b>	<b>11,134</b>	<b>33,249</b>	<b>198</b>		<b>44,593</b>
Level 3			366			366
Level 4		48	662			710
Level 5		8,432	25,650			34,082
Level 6	11	1,963	6,571	94		8,639
Level 7		256				256
Level 8	1	220		104		325
Level 9		215				215
<b>Information &amp; Communication Technologies (ICTs)</b>	<b>52</b>	<b>2,012</b>	<b>5,407</b>	<b>28</b>		<b>7,499</b>
Level 3			3,009			3,009
Level 4			353			353
Level 5		545	1,694			2,239
Level 6		188	351	4		543
Level 7		85		22		107
Level 8	52	806		2		860

Level 9		388				388
<b>Natural sciences, mathematics &amp; statistics</b>		<b>520</b>	<b>1,691</b>			<b>2,211</b>
Level 1			1			1
Level 2			33			33
Level 3			9			9
Level 4			418			418
Level 5		365	1,118			1,483
Level 6			112			112
Level 7		29				29
Level 9		126				126
<b>Services</b>	<b>54</b>	<b>2,839</b>	<b>30,860</b>	<b>7,086</b>		<b>40,839</b>
Level 3			2,639	26		2,665
Level 4		228	9,590	116		9,934
Level 5		2,151	17,913	6,501		26,565
Level 6	54	435	718	443		1,650
Level 7		18				18
Level 9		7				7
<b>Social sciences, journalism &amp; information</b>		<b>1,356</b>	<b>824</b>			<b>2,180</b>
Level 3			8			8
Level 4			24			24
Level 5		1,054	639			1,693
Level 6		26	153			179
Level 7		22				22
Level 8		198				198
Level 9		56				56
<b>UNCLASSIFIED</b>		<b>22</b>		<b>23</b>		<b>45</b>
Level 6				23		23
Level 10		22				22
<b>TOTAL</b>	<b>338</b>	<b>38,432</b>	<b>167,070</b>	<b>20,183</b>	<b>82</b>	<b>226,105</b>

**Table 16 – Number of awards by Fields of Learning, type and NFQ Levels in 2018**

AWARD TYPE						
ISCED and NQF Level	HE Minor	Major	Minor	Special Purpose	Supplemental	TOTAL
<b>Agriculture forestry fisheries &amp; veterinary</b>		<b>3,949</b>	<b>12,086</b>	<b>2,552</b>		<b>18,587</b>
Level 1			23			23
Level 2			70			70
Level 3			927			927
Level 4		194	4,504			4,698
Level 5		3,302	6,014	16		9,332
Level 6		453	548	2,536		3,537
<b>Arts &amp; humanities</b>	<b>14</b>	<b>4,115</b>	<b>10,661</b>	<b>16</b>		<b>14,806</b>
Level 1			27			27

Level 2			298			298
Level 3		594	3,091			3,685
Level 4		823	2,062			2,885
Level 5		1,926	4,310	16		6,252
Level 6	14	558	873			1,445
Level 7		105				105
Level 8		106				106
Level 9		3				3
<b>Business administration &amp; law</b>	<b>143</b>	<b>6,804</b>	<b>30,908</b>	<b>1,431</b>		<b>39,286</b>
Level 3		196	5,332			5,528
Level 4		545	5,127			5,672
Level 5		3,444	16,773			20,217
Level 6	121	620	3,676	880		5,297
Level 7	22	222		281		525
Level 8		1,239		205		1,444
Level 9		538		65		603
<b>Education</b>	<b>1</b>	<b>940</b>	<b>2,971</b>	<b>2,579</b>		<b>6,491</b>
Level 3			119			119
Level 2		9	146			155
Level 6		45	2,706	2,559		5,310
Level 5		42				42
Level 8	1	50				51
Level 9		794		20		814
<b>Engineering manufacturing &amp; construction</b>		<b>2,040</b>	<b>4,696</b>	<b>7,042</b>	<b>57</b>	<b>13,835</b>
Level 3		3	1,027			1,030
Level 4		6	954	243		1,203
Level 5		446	1,977	6,019		8,442
Level 6		1,528	738	654	57	2,977
Level 7		55		120		175
Level 8				6		6
Level 9		2				2
<b>Generic programmes &amp; qualifications</b>		<b>2,744</b>	<b>43,571</b>	<b>15</b>		<b>46,330</b>
Level 1		372	965			1,337
Level 2		1,141	7,352			8,493
Level 3		990	6,651			7,641
Level 4		241	11,800			12,041
Level 5			14,288			14,288
Level 6			2,515			2,515
Level 7				15		15
<b>Health &amp; welfare</b>	<b>4</b>	<b>12,051</b>	<b>34,743</b>	<b>198</b>		<b>46,996</b>
Level 3			361			361
Level 4		17	609			626

Level 5		9,327	28,131			37,458
Level 6	4	2,106	5,642	114		7,866
Level 7		280				280
Level 8		135		82		217
Level 9		186		2		188
<b>Information &amp; Communication Technologies</b>	<b>12</b>	<b>1,489</b>	<b>6,020</b>	<b>113</b>		<b>7,634</b>
Level 3			3,202			3,202
Level 4			388			388
Level 5		604	1,922			2,526
Level 6	1	268	508	21		798
Level 7		47		50		97
Level 8	11	465		42		518
Level 9		105				105
<b>Natural sciences mathematics &amp; statistics</b>		<b>513</b>	<b>1,934</b>	<b>12</b>		<b>2,459</b>
Level 1			13			13
Level 2			32			32
Level 3			28			28
Level 4		2	395			397
Level 5		331	1,359			1,690
Level 6		1	107	12		120
Level 7		8				8
Level 8		92				92
Level 9		79				79
<b>Services</b>	<b>38</b>	<b>3,206</b>	<b>48,350</b>	<b>7,221</b>		<b>58,815</b>
Level 3			3,111	10		3,121
Level 4		244	8,489	170		8,903
Level 5		2,424	36,108	6,615		45,147
Level 6	38	512	642	421		1,613
Level 7		26		5		31
<b>Social sciences journalism &amp; information</b>		<b>1,317</b>	<b>972</b>			<b>2,289</b>
Level 3			8			8
Level 4			36			36
Level 5		1,127	711			1,838
Level 6		16	217			233
Level 7		29				29
Level 8		125				125
Level 9		20				20
<b>UNCLASSIFIED</b>	<b>11</b>	<b>952</b>	<b>80</b>	<b>196</b>		<b>1,239</b>
Level 5			80			80
Level 6	3	17		25		45
Level 7	2	30		28		60

<b>Level 8</b>	4	634		143		781
<b>Level 9</b>	2	243				245
<b>Level 10</b>		28				28
<b>TOTAL</b>	<b>223</b>	<b>40,120</b>	<b>196,992</b>	<b>21,375</b>	<b>57</b>	<b>258,767</b>